

Installation, Configuration et Mise à Jour Antivir

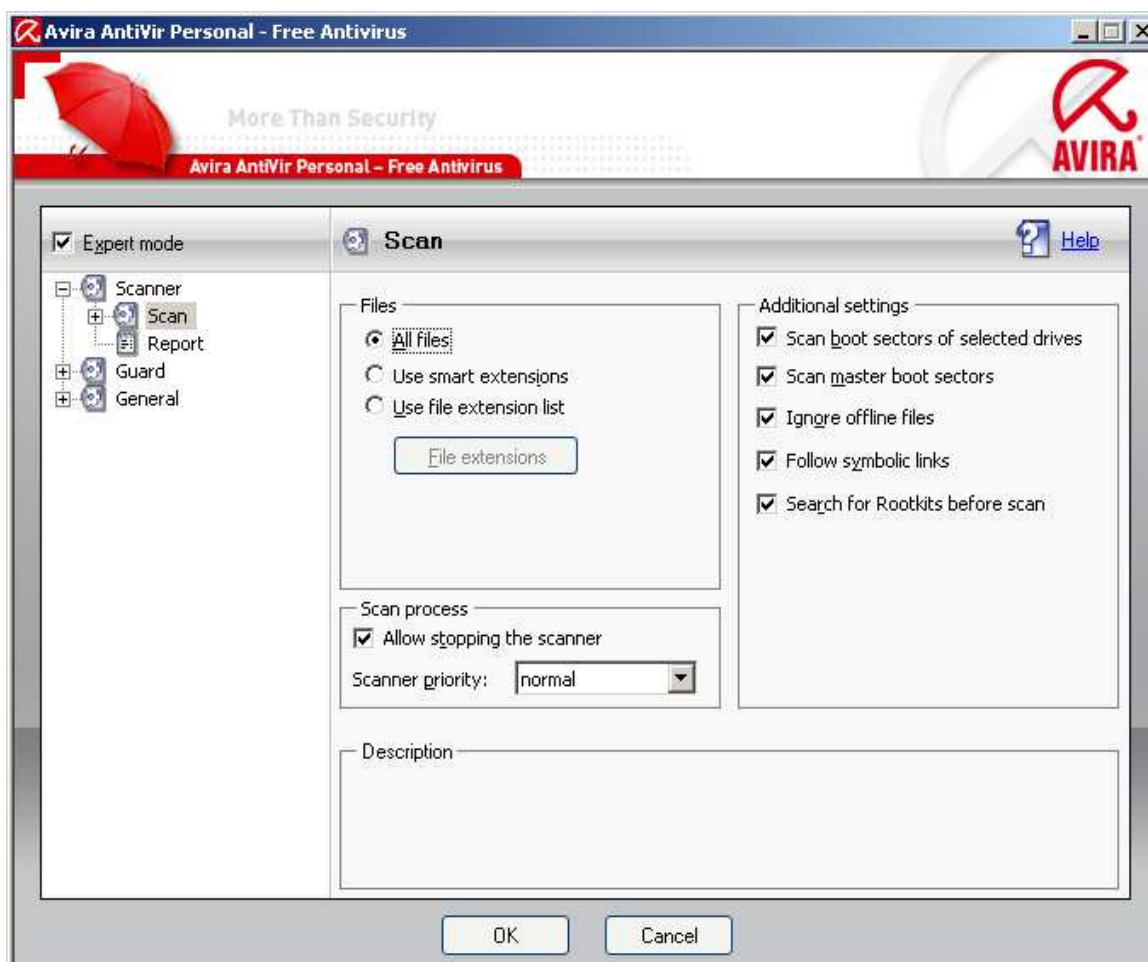
En cours de rédaction

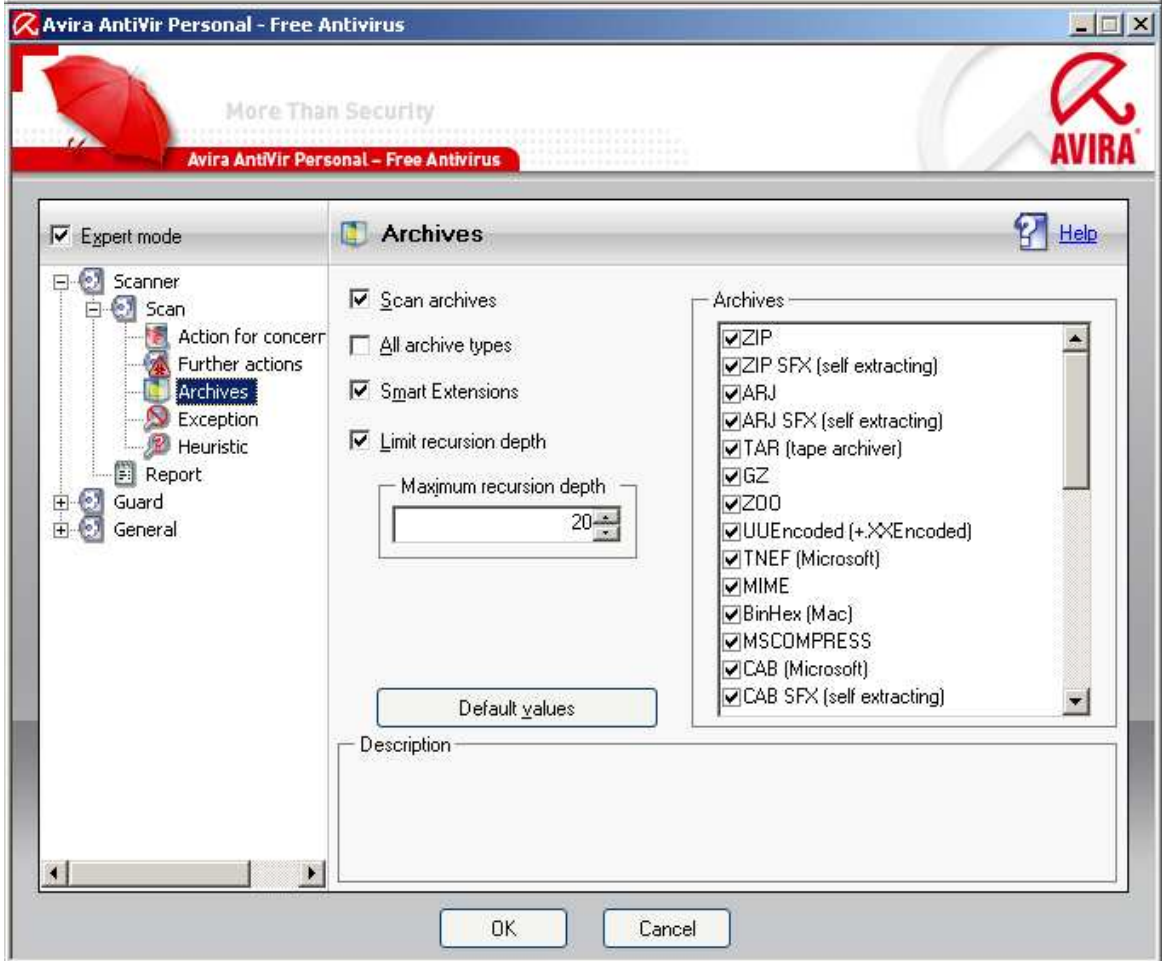
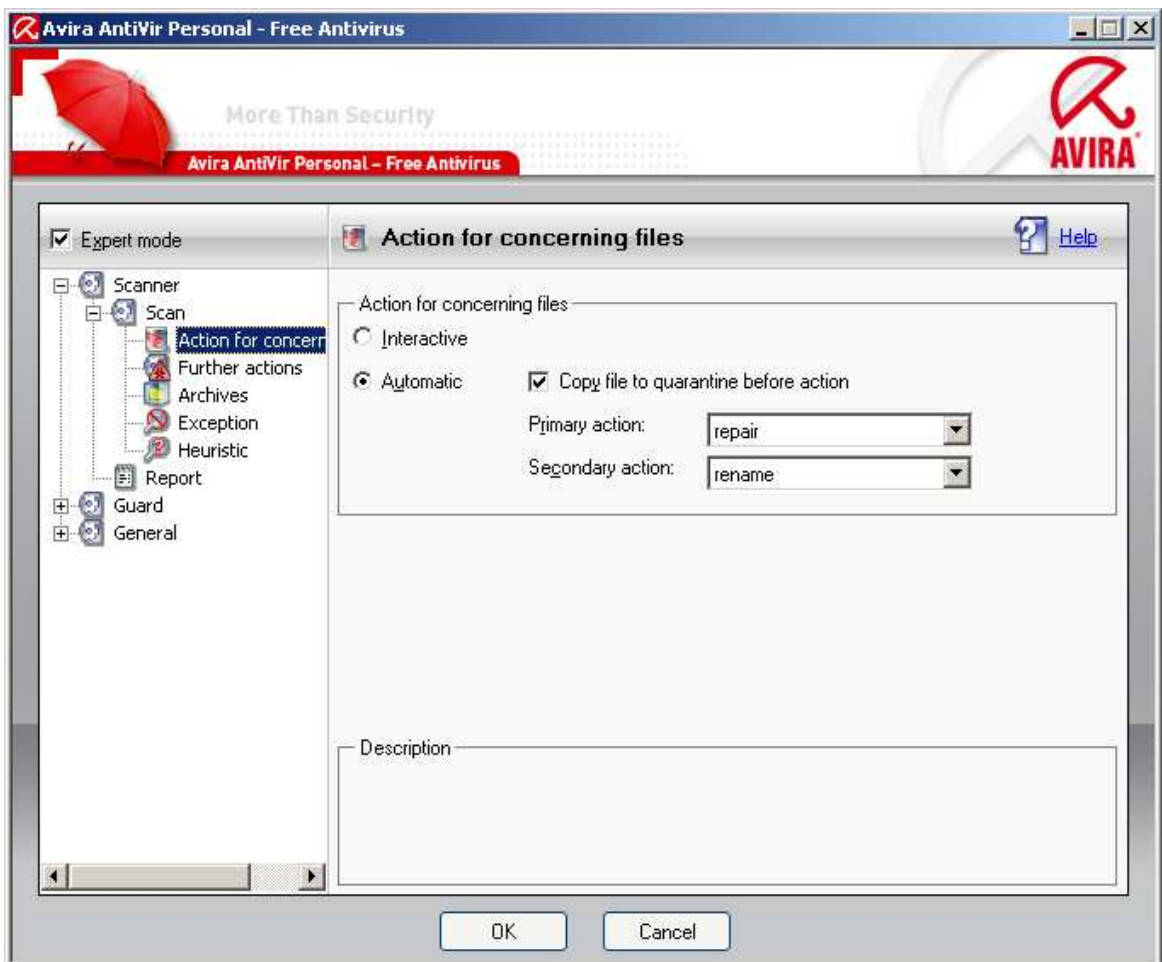
* Installation :

* Configuration :

Cocher « Expert mode » et ensuite configurer comme les captures d'écran.

Pour les écrans absents des captures, ne rien changer.





Avira AntiVir Personal - Free Antivirus

More Than Security

AVIRA

Avira AntiVir Personal - Free Antivirus

Expert mode

Scanner

- Scan
 - Action for concern
 - Further actions
 - Archives
 - Exception
 - Heuristic**
 - Report
- Guard
- General

Heuristic [Help](#)

Macrovirus heuristic

Macrovirus heuristic

Win32 file heuristic

Win32 file heuristic

Low detection level

Medium detection level

High detection level

Description

If this option is enabled, Avira AntiVir Personal detects a large number of unknown viruses, worms or Trojans, but you must also expect false positives.

OK Cancel

Avira AntiVir Personal - Free Antivirus

More Than Security

AVIRA

Avira AntiVir Personal - Free Antivirus

Expert mode

Scanner

- Scan
 - Action for concern
 - Further actions
 - Archives
 - Exception
 - Heuristic
 - Report
- Guard
- Scan**
- Report
- General

Scan [Help](#)

Scan mode

Scan when reading

Scan when writing

Scan when reading and writing

Archives

Scan archive

Max. recursion depth: 1

Max. number of files: 10

Max. size (KB): 1000

Files

All files

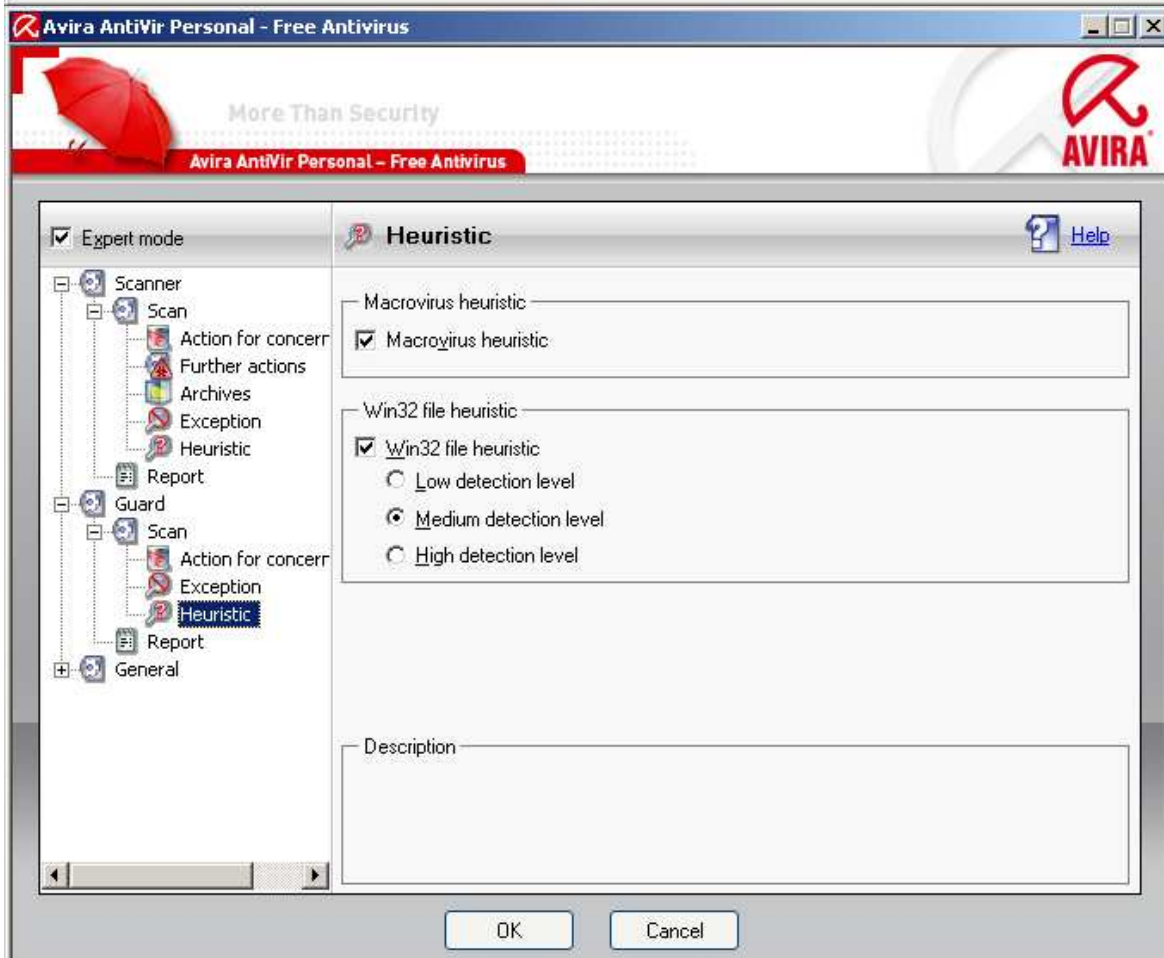
Use smart extensions

Use file extension list

File extensions

Description

OK Cancel



Avira AntiVir Personal - Free Antivirus

More Than Security

Avira AntiVir Personal - Free Antivirus

AVIRA

Expert mode

Security [Help](#)

Further actions
Archives
Exception
Heuristic
Report
Guard
Scan
Action for conc
Exception
Heuristic
Report
General
Email
Extended threat ca
Security
Events
Reports
Directories
Update
Web server
Proxy

Update
Alert, if last update older day(s).
 Show notice if the virus definition file is out of date

Protect configuration file against unwanted modifications
 Protect configuration Protect jobfiles

Protect processes
 Protect AntiVir processes from unwanted termination

Description
If this option is enabled, the Avira AntiVir Personal Configuration can only be saved with administrator rights.

OK Cancel

Avira AntiVir Personal - Free Antivirus

More Than Security

Avira AntiVir Personal - Free Antivirus

AVIRA

Expert mode

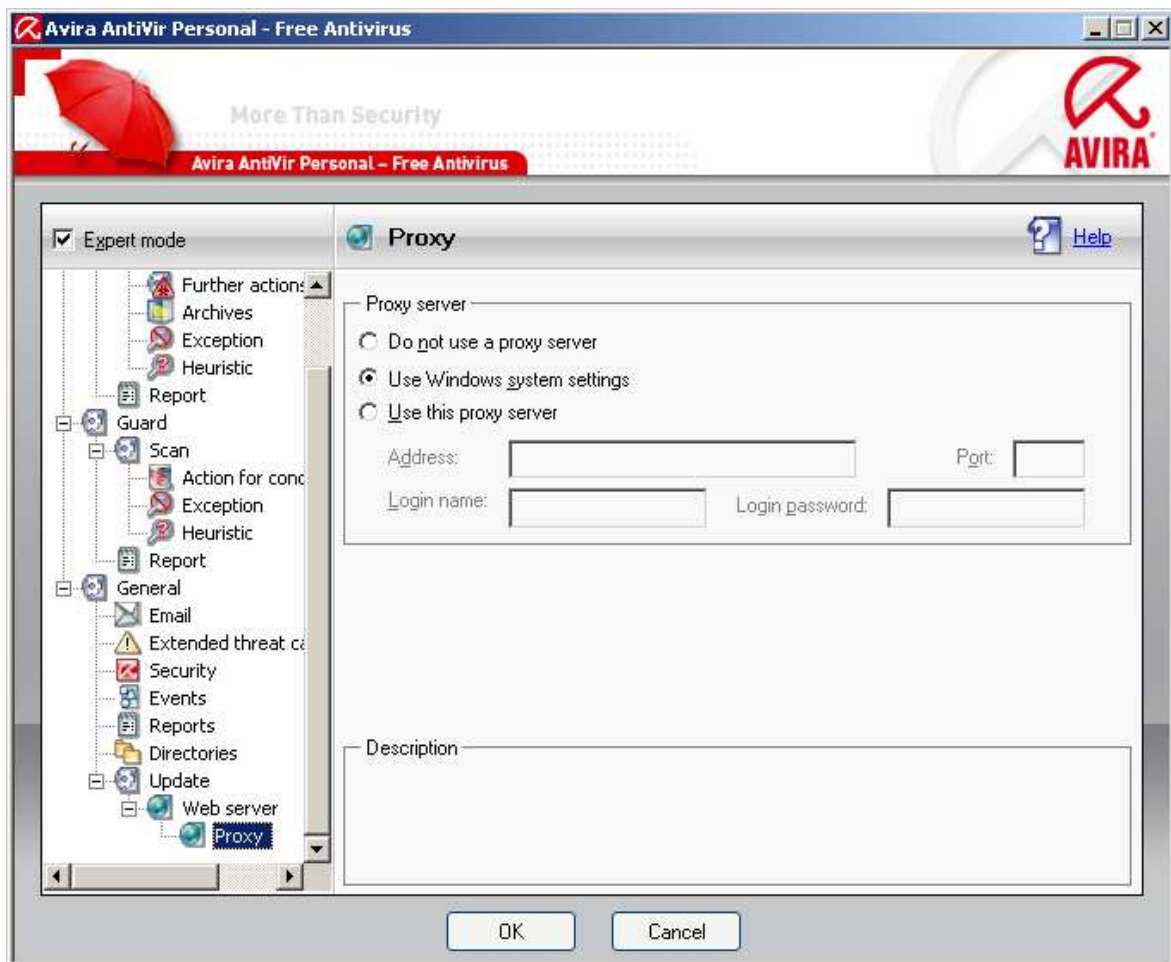
Update [Help](#)

Further actions
Archives
Exception
Heuristic
Report
Guard
Scan
Action for conc
Exception
Heuristic
Report
General
Email
Extended threat ca
Security
Events
Reports
Directories
Update
Web server
Proxy

Product updates
 Download and install product updates automatically (reboot may be necessary)
 Notify user if product updates are available
Notify once again after day(s)
 Do not download product updates

Description

OK Cancel



Puis cliquer sur « OK »

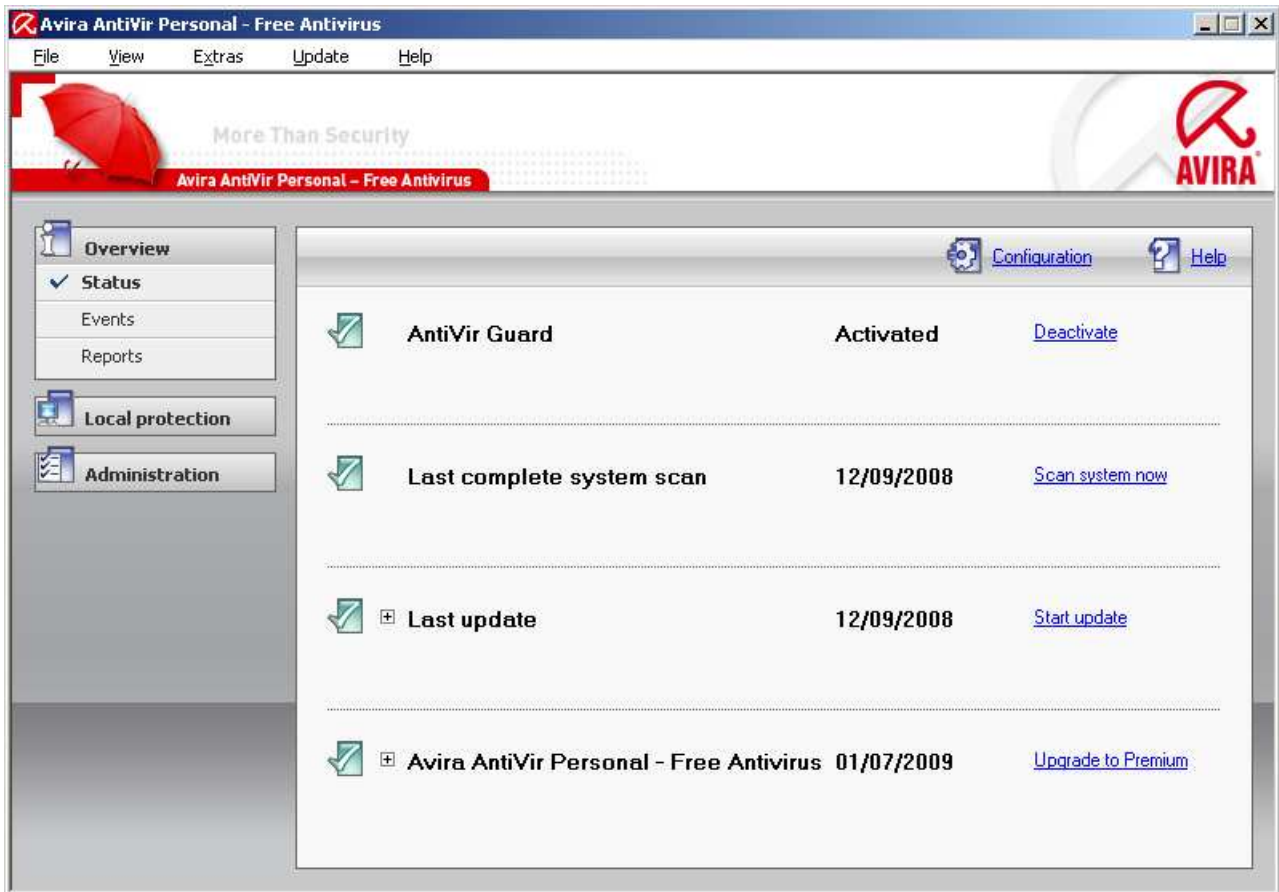
* **Pour vérifier tous les fichiers reçus par MSN ou Windows Live Messenger** suivre les instructions de cette page

<http://forum.malekal.com/viewtopic.php?f=59&t=6406&p=45359#p45359>

* **Pour désactiver les écrans de pub à chaque mise à jour** ou pour supprimer l'écran au démarrage d'AntiVir suivre les instructions de cette page

<http://forum.malekal.com/viewtopic.php?p=45326#p45326>

*** Mise à jour :**



Cliquer sur « Start Update », si un écran apparaît et vous propose de passer à la version payante, c'est que tout c'est bien passé. Cet écran apparaît à chaque mise à jour réussi.